

**Thursday 8 June 2017 – Afternoon**

**AS GCE PHYSICS B (ADVANCING PHYSICS)**

**G492/01** Understanding Processes/Experimentation and Data Handling

Candidates answer on the Question Paper.


**OCR supplied materials:**

- Insert (Advance Notice for this question paper) (inserted)
- Data, Formulae and Relationships Booklet (sent with general stationery)

**Other materials required:**

- Electronic calculator
- Protractor
- Ruler (cm/mm)

**Duration: 2 hours**




Candidate forename		Candidate surname	
-----------------------	--	----------------------	--

Centre number						Candidate number				
---------------	--	--	--	--	--	------------------	--	--	--	--

### INSTRUCTIONS TO CANDIDATES

- The Insert will be found inside this document.
- Write your name, centre number and candidate number in the boxes above. Please write clearly and in capital letters.
- Use black ink. HB pencil may be used for graphs and diagrams only.
- Answer **all** the questions.
- Read each question carefully. Make sure you know what you have to do before starting your answer.
- Write your answer to each question in the space provided. If additional space is required, you should use the lined page(s) at the end of this booklet. The question number(s) must be clearly shown.
- Do **not** write in the barcodes.

### INFORMATION FOR CANDIDATES

- The number of marks is given in brackets [ ] at the end of each question or part question.
- The total number of marks for this paper is **100**.
- You may use an electronic calculator.
- You are advised to show all the steps in any calculations.
- The values of standard physical constants are given in the Data, Formulae and Relationships Booklet. Any additional data required are given in the appropriate question.
-  Where you see this icon you will be awarded marks for the quality of written communication in your answer.  
This means, for example, you should:
  - ensure that text is legible and that spelling, punctuation and grammar are accurate so that meaning is clear;
  - organise information clearly and coherently, using specialist vocabulary when appropriate.
- This document consists of **28** pages. Any blank pages are indicated.

Answer **all** the questions.

**SECTION A**

1 Here is a list of physical quantities.

**force      kinetic energy      mass      power      velocity**

(a) Which quantity can be measured in  $\text{kg m s}^{-2}$ ?

..... [1]

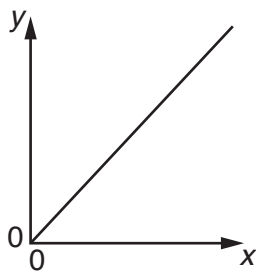
(b) Which of the quantities are vectors?

..... and ..... [1]

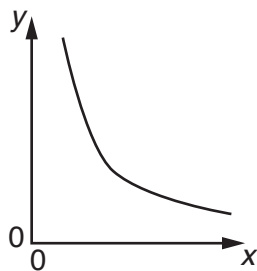
(c) Choose **two** of the quantities from the list to complete the following equation.

..... = force  $\times$  ..... [1]

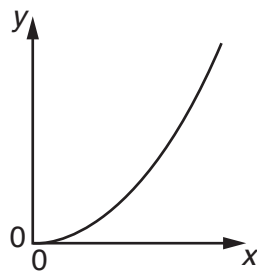
2



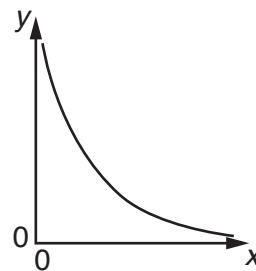
**A**



**B**



**C**



**D**

Which graph, **A**, **B**, **C** or **D**, is obtained when the  $y$  and  $x$  axes represent the two quantities given in each case below?

(a)  $y$ -axis: the potential energy gained when an object is lifted under gravity  
 $x$ -axis: the vertical height through which it is lifted

..... [1]

(b)  $y$ -axis: the velocity of an object falling from rest in a vacuum under gravity  
 $x$ -axis: the time for which it has fallen

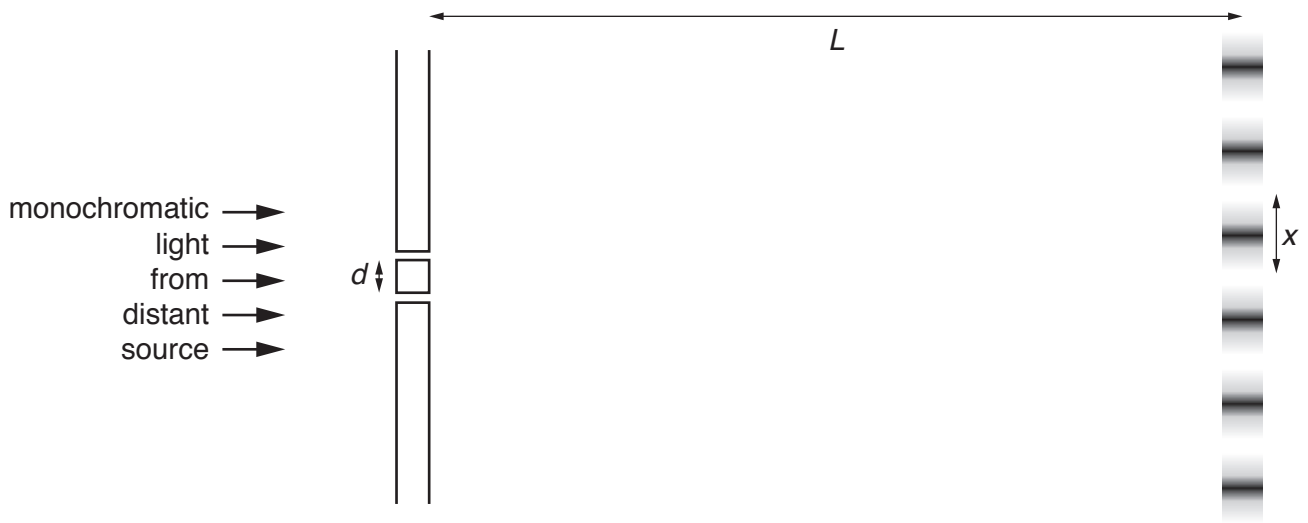
..... [1]

(c)  $y$ -axis: the frequency of light in a vacuum  
 $x$ -axis: the wavelength of the light

..... [1]

3

- 3 Monochromatic light (light of one wavelength only) from a distant source falls upon two narrow slits separated by a distance  $d = 0.65 \text{ mm}$ . A pattern of bright and dark bands, called fringes, each separated by a distance  $x$ , is seen on a screen a distance  $L$  away.



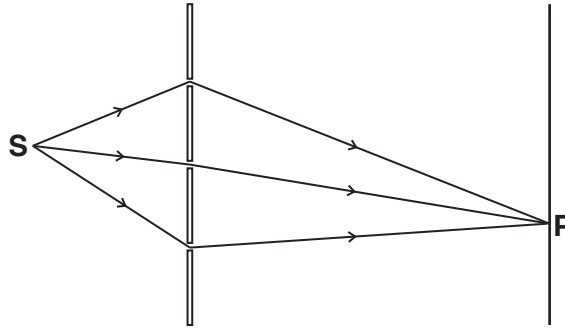
Light of wavelength  $\lambda = 630 \text{ nm}$  is used and the screen is at a distance  $L = 3.2 \text{ m}$  from the two slits.

Calculate the separation of the fringes  $x$ .

$x = \dots\dots\dots \text{ m [3]}$

4

- 4 The diagram shows three different paths for a photon travelling from a source **S** to a point **P** on a distant screen.



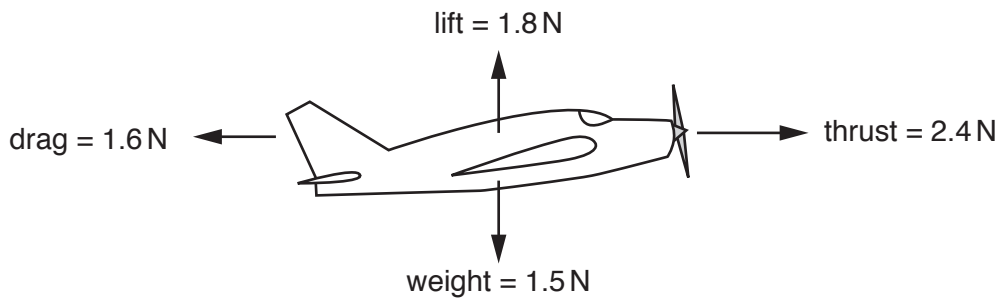
At **P**, the phasor for each path has the same amplitude as shown by this arrow:



Draw a diagram to show a combination of the three phasors which would give zero light intensity at **P**.

[2]

- 5 The diagram shows the forces acting on a model plane in flight.

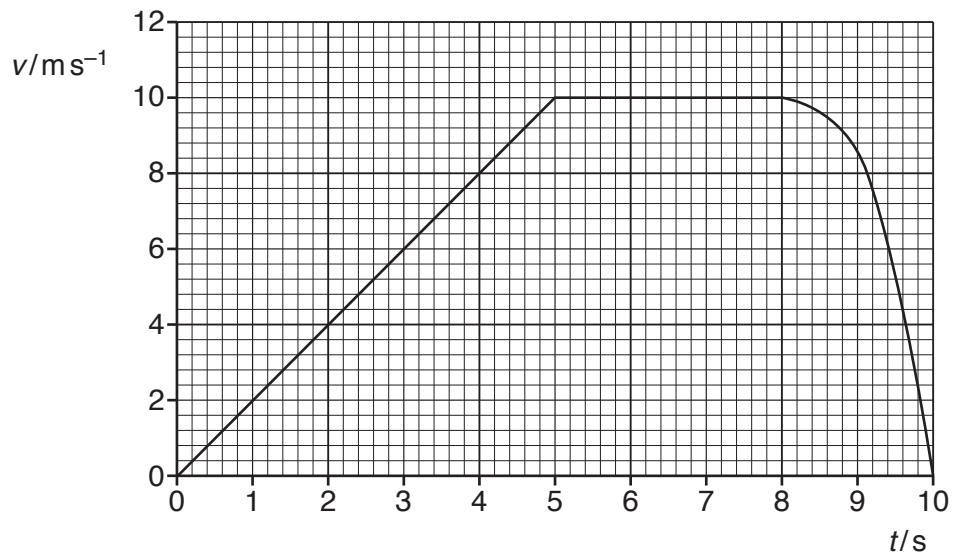


Calculate the magnitude of the acceleration of the plane at the time shown in the diagram.

$$g = 9.8 \text{ ms}^{-2}$$

$$a = \dots\dots\dots \text{ms}^{-2} \text{ [4]}$$

6 The velocity-time graph describes the motion of a car.



- (a) Calculate the distance travelled by the car in the first 6 seconds.  
You should show your working.

distance = ..... m [2]

- (b) Use the graph to estimate the deceleration of the car at  $t = 8.5$ s.  
You should show your working.

deceleration = .....  $\text{ms}^{-2}$  [3]

6  
SECTION B

7 This question is about standing waves of sound in a tube.

(a) A small loudspeaker is placed near to the open end of a tube closed at the other end (Fig. 7.1).



Fig. 7.1

(i) Explain how standing waves are set up in the tube.

.....  
.....  
.....  
..... [2]

(ii) State and explain what would be heard as the frequency of the oscillator is increased through the audible range from low frequency to high frequency.

.....  
..... [2]

- (b) The speed of sound in the air in the tube is  $340 \text{ m s}^{-1}$ .  
The loudspeaker emits a note of frequency  $1.7 \text{ kHz}$ .

(i) Calculate the wavelength of the sound wave in the tube.

wavelength = ..... m [1]

- (ii) The tube is  $0.25 \text{ m}$  long, as shown in Fig. 7.2.  
Mark the positions of the nodes and antinodes in Fig. 7.2.  
Label each node **N** and each antinode **A**.

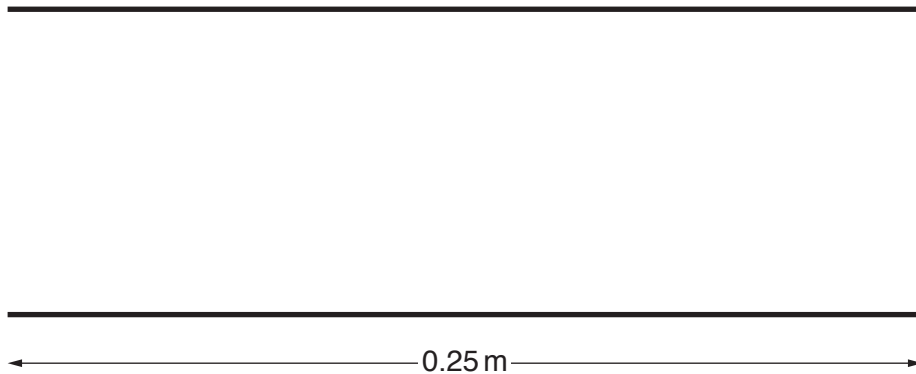


Fig. 7.2

[3]

- (c) The air in the tube is replaced with helium gas in which the speed of sound is  $920 \text{ m s}^{-1}$ .

Calculate the length of tube which would be required to produce the same standing wave pattern at the same frequency of  $1.7 \text{ kHz}$  in helium gas.

length of tube = ..... m [2]

8 This question is about photon energies.

- (a) An excimer laser is a powerful type of laser which emits ultraviolet radiation in a series of regularly-spaced pulses.

The frequency of the radiation emitted by the laser is  $1.7 \times 10^{15}$  Hz.

- (i) The energy in each pulse is 25 mJ.

Calculate the number of photons in each pulse.

Planck constant,  $h = 6.6 \times 10^{-34}$  Js

number = ..... [2]

- (ii) The laser has a mean output power of 4.5 W.

Calculate the number of pulses emitted each second by the laser.

number per second = .....s<sup>-1</sup> [1]

- (iii) Each pulse of radiation lasts for  $1.2 \times 10^{-7}$  periods of the ultraviolet radiation. Show that the power during the pulse is about  $8 \times 10^5$  times greater than the mean output power of the laser.

[2]



- (b) A photon emitted from the excimer laser strikes a nickel metal surface, causing it to emit an electron.

The minimum energy required to release an electron from a nickel surface is  $8.3 \times 10^{-19} \text{ J}$ .

- (i) Show that the maximum kinetic energy of the emitted electron is about  $3 \times 10^{19} \text{ J}$ .

[1]

- (ii) A green laser emits light of wavelength three times that of the excimer laser. Explain why the green laser would not be able to make the nickel surface emit electrons.

.....  
.....  
..... [2]

- (c) Excimer lasers are used to cut through materials. Unlike many ultraviolet lasers, which also emit visible light, this laser emits only ultraviolet radiation.

Suggest and explain one hazard of working with this laser in a laboratory.

.....  
.....  
..... [2]

9 This question is about a projectile.

Fig. 9.1 shows a multi-flash picture of the motion of a dried pea fired horizontally from a pea-shooter in a classroom. The effect of air resistance is negligible.



Fig. 9.1

- (a) The time interval between successive flashes is constant. At each flash, the new position of the pea is shown on the picture as a bright image on the dark background.

The horizontal displacement of the pea increases by equal amounts between flashes but the vertical displacement increases by increasing amounts.

Explain these observations.

[2]

- (b) Describe how the multi-flash picture would have differed from Fig. 9.1 if the pea were replaced with a sphere made of low-density material such as polystyrene foam.



*In your answer, you should consider the effect on both the horizontal and the vertical motion observed at regular time intervals.*

[4]

- (c) The pea is fired horizontally at a speed  $v$  from a vertical distance  $y$  above the floor. It strikes the ground a time  $t$  later after travelling a horizontal distance  $x$ , as shown in Fig. 9.2.

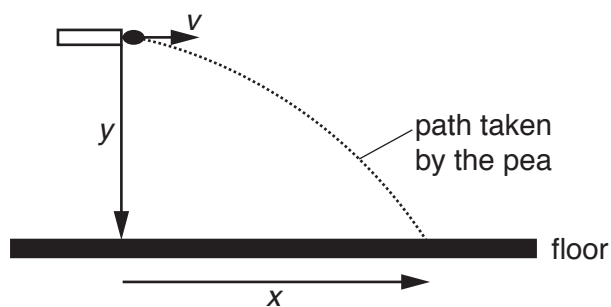


Fig. 9.2

The horizontal range  $x$  and the vertical distance fallen  $y$  are given by the equations

$$x = vt \quad \text{and} \quad y = \frac{1}{2}gt^2$$

where  $g$  is the acceleration due to gravity.

Show that these two equations can be combined to give the range  $x$  of the pea:

$$x = v \sqrt{\frac{2y}{g}}$$

[2]

- (d) The pea-shooter is fired horizontally from a height of 1.5 m above the ground.

Calculate the speed  $v$  at which the dried pea must leave if it is to hit the bottom of a waste bin 2.6 m away.

$$g = 9.8 \text{ m s}^{-2}$$

$$v = \dots\dots\dots \text{ m s}^{-1} \text{ [2]}$$

**13**  
**BLANK PAGE**

**Question 10 begins on page 14**  
**PLEASE DO NOT WRITE ON THIS PAGE**

- 10 This question is about a gannet, a large sea bird that dives to catch fish. Gannets dive from a great height  $h$  above the sea to a remarkable depth  $d$  (Fig. 10.1).

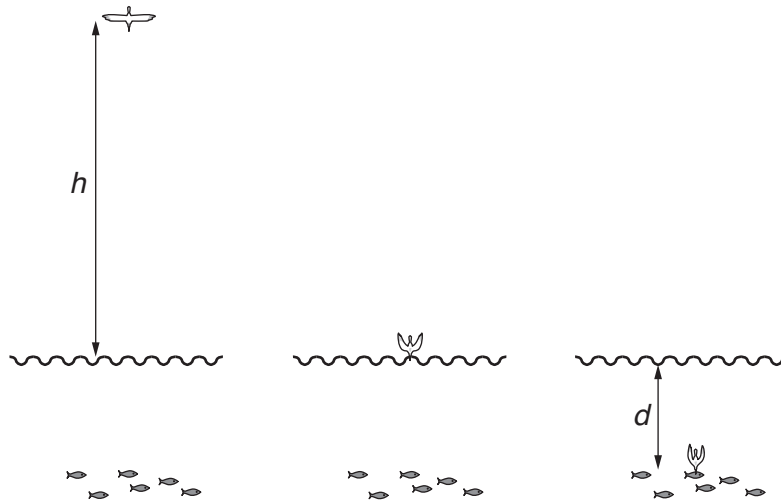


Fig. 10.1

- (a) Starting at a height  $h$  above the surface of the sea, the gannet folds its wings so that it falls vertically under gravity with negligible air resistance.

Calculate its velocity at the surface after plunging from a height  $h$  of 25 m.

$$g = 9.8 \text{ m s}^{-2}$$

$$v = \dots\dots\dots \text{ m s}^{-1} \quad [3]$$

(b) (i) Calculate the kinetic energy  $E_k$  of the gannet as it enters the water.

mass of gannet = 2.8 kg

$E_k = \dots\dots\dots$ J [1]

(ii) State where this kinetic energy comes from.

[1]

(c) After entering the water, there is a resultant upward force  $F$  on the gannet which brings it to rest in a distance  $d$  of 8.0 m

This force varies with the distance  $x$  below the water surface as shown in the graph of Fig. 10.2.

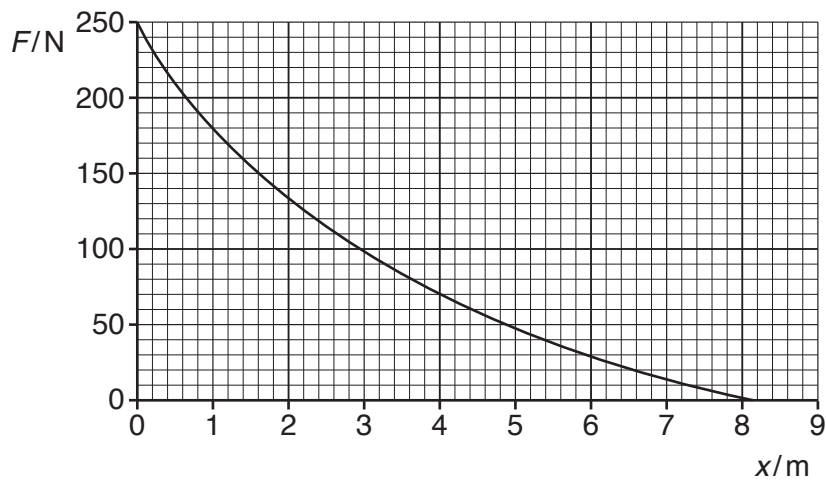


Fig. 10.2

(i) Describe the way in which the force varies, and suggest an explanation for this variation.

.....

.....

.....

..... [2]

- (ii) Use the graph of Fig. 10.2 to calculate the work done as the gannet travels the distance of 8.0 m

Make your method clear.

[3]

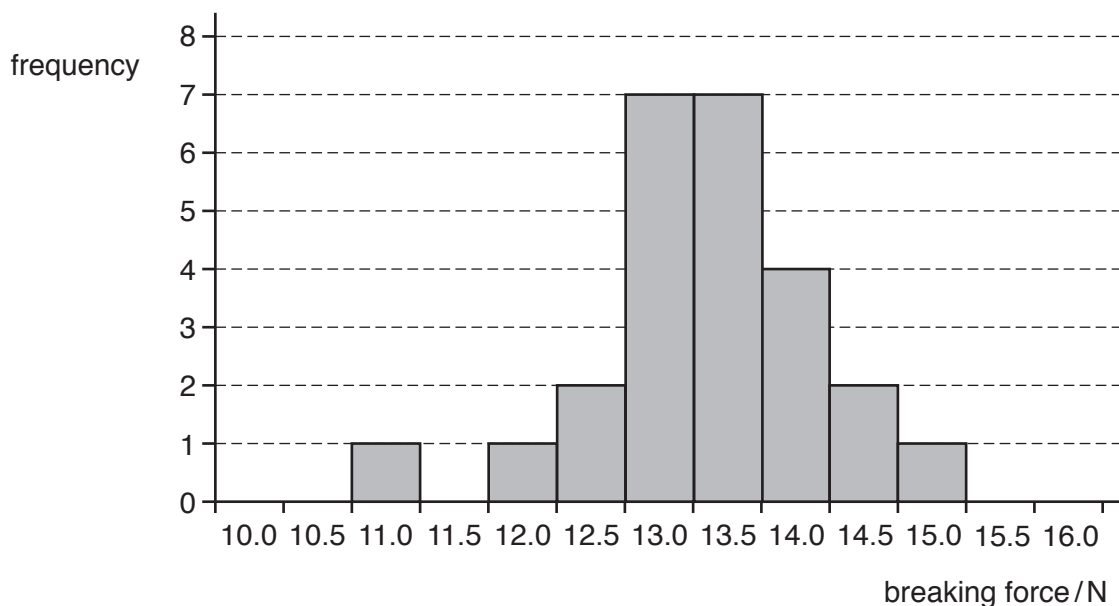


17  
SECTION C

11 This question is about the article *Uncertainty in a calculated result*.

- (a) Students in a class measured the force needed to break 25 samples of copper wire from the same reel.

Their results are shown in the chart.



- (i) Explain why the single value at 11.0N should **not** be considered to be an outlier. You can assume that the mean of the results excluding that value is between 13.0 and 13.5N

[2]

- (ii) Use data from the chart to calculate the mean breaking force of the copper wire and the uncertainty in that mean force. Express your answers to an appropriate number of significant figures.

breaking force = .....  $\pm$  ..... N [3]

- (b) The diameter of the wire used was measured several times along its length, using a micrometer of resolution 0.005 mm.

The reading was 0.46 mm each time.

Use these values, together with your results to (a)(ii), to explain why the uncertainty in measurement of the diameter can be ignored in calculation of the breaking stress of copper. Support your statement with appropriate calculations.

[3]

- (c) Use your results to calculate the breaking stress of copper, including its uncertainty, expressed in MPa.

breaking stress = .....  $\pm$  ..... MPa [3]

12 This question is about the article *Spectacles for the Third World*.

Melanie, the engineer designing the simple method of measuring the focal length of diverging lenses, set up the experiment as detailed in the article.

She sets up the arrangement shown in Fig. 12.

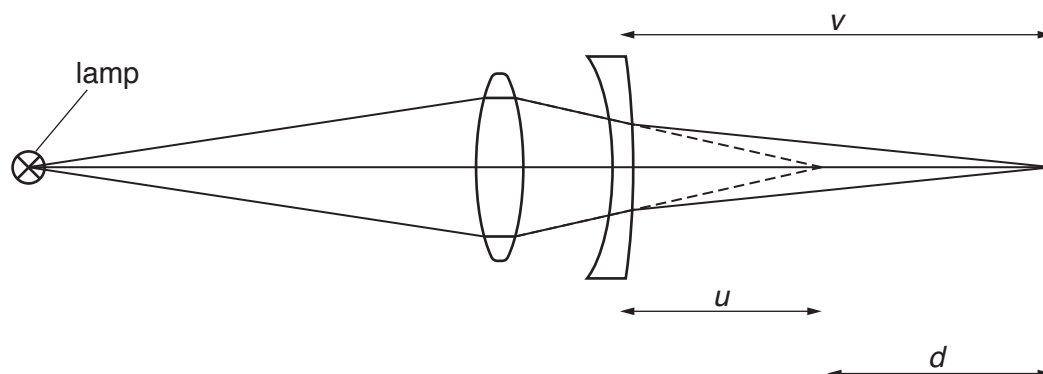


Fig. 12

- (a) In a preliminary experiment, the engineer measured  $v$  with a typical diverging spectacle lens and different converging lenses to investigate the best converging lens to use.

For each arrangement, she recorded the largest and smallest values of  $v$  which gave a sharp image.

Her preliminary results are shown in this table.

converging lens power/D	smallest value of $v$ /cm	largest value of $v$ /cm
3	19.5	21.0
6	10.3	11.3
9	6.3	6.5

Decide which of the three converging lenses would be the best to use in this method. Make your method clear.

[3]

- (b) Using her chosen converging lens, Melanie makes measurements on a typical diverging lens.

She determines the distance  $v$  as shown above by adjusting the position of the screen until a sharp image was seen. She judges that this was within a range of values  $39.2\text{ cm} \leq v \leq 40.8\text{ cm}$ .

Melanie then removes the diverging lens and measures the distance that she needs to move the screen until a sharp image is produced by the converging lens alone.

She judges that  $d$  is within a range of values  $12.1\text{ cm} \leq d \leq 12.9\text{ cm}$ .

- (i) Write down the range of values of  $u$  given by these measurements. Show your working clearly.

..... cm  $\leq u \leq$  ..... cm [3]

- (ii) State why it is necessary to convert these values from cm to m before calculating the power of the lens.

[1]

- (c) Use the values of  $u$  and  $v$  to calculate the power  $P = \frac{1}{v} - \frac{1}{u}$  of the diverging lens and its uncertainty. Remember that, for the diverging lens set up as in Fig. 12, both  $u$  and  $v$  are positive.

$P =$  .....  $\pm$  ..... D [4]

**PLEASE DO NOT WRITE ON THIS PAGE**

13 This question is about the article *Measuring the Planck constant using LEDs*.

- (a) Simon sets up the experiment described in the article in a dark room. Explain why he does this.

[1]

- (b) Simon repeats the reading of  $V_s$  for the deep red LED five times and uses the values to obtain the mean value of  $V_s$  and its uncertainty as  $1.94 \pm 0.3\text{V}$ .

He decides to use this same uncertainty of  $\pm 0.3\text{V}$  for each value of  $V_s$  throughout the experiment and to measure  $V_s$  just once for each LED.

Evaluate this assumption.



*In your answer, you should consider both advantages and disadvantages.*

[4]

- (c) (i) Show that the striking voltage for an LED of wavelength  $\lambda$  is given by

$$V_s = \frac{hc}{e\lambda}$$

[3]

- (ii) Explain why you would expect a graph of  $V_s$  ( $y$ -axis) against  $\frac{1}{\lambda}$  ( $x$ -axis) to be a straight-line with gradient  $\frac{hc}{e}$ .

[1]

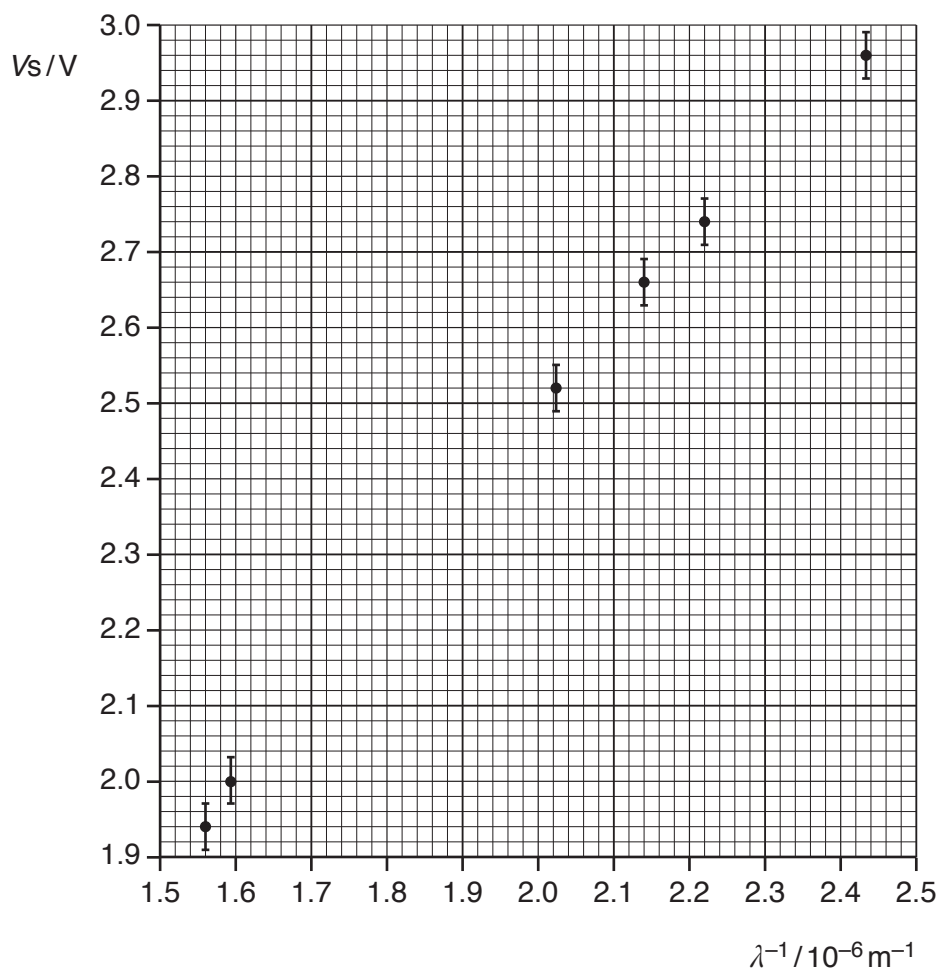
- (d) Data from Simon's experiment are shown in the table below.

LED colour	$\lambda/\text{nm}$	$\lambda^{-1}/10^6\text{m}^{-1}$	$V_s/\text{V}$	$\Delta V_s/\text{V}$
deep red	641	1.56	1.94	$\pm 0.03$
red	627	1.59	2.00	$\pm 0.03$
yellow	600		2.08	$\pm 0.03$
green	574		2.17	$\pm 0.03$
turquoise	494	2.02	2.52	$\pm 0.03$
blue	468	2.14	2.66	$\pm 0.03$
deep blue	451	2.22	2.74	$\pm 0.03$
violet	411	2.43	2.96	$\pm 0.03$

- (i) Complete the table, plot the two missing points on the graph opposite and draw a best-fit straight line.

[3]





(ii) Determine the gradient of the line.

gradient = ..... V m [3]

(iii) Use your value of the gradient to determine the Planck constant,  $h$ .

$$c = 3.0 \times 10^8 \text{ m s}^{-1}$$

$$e = 1.6 \times 10^{-19} \text{ C}$$

$h = \dots\dots\dots \text{ J s [3]}$

**ADDITIONAL ANSWER SPACE**

If additional space is required, you should use the following lined page(s). The question number(s) must be clearly shown in the margin(s).

A large area of lined paper for writing. It consists of horizontal dotted lines spaced evenly down the page. A vertical solid line runs down the left side of the page, creating a margin. The lines extend across the width of the page.



A large rectangular area with a solid vertical line on the left side and horizontal dotted lines extending across the page, providing a grid for writing answers.



**Copyright Information**

OCR is committed to seeking permission to reproduce all third-party content that it uses in its assessment materials. OCR has attempted to identify and contact all copyright holders whose work is used in this paper. To avoid the issue of disclosure of answer-related information to candidates, all copyright acknowledgements are reproduced in the OCR Copyright Acknowledgements Booklet. This is produced for each series of examinations and is freely available to download from our public website ([www.ocr.org.uk](http://www.ocr.org.uk)) after the live examination series.

If OCR has unwittingly failed to correctly acknowledge or clear any third-party content in this assessment material, OCR will be happy to correct its mistake at the earliest possible opportunity.

For queries or further information please contact the Copyright Team, First Floor, 9 Hills Road, Cambridge CB2 1GE.

OCR is part of the Cambridge Assessment Group; Cambridge Assessment is the brand name of University of Cambridge Local Examinations Syndicate (UCLES), which is itself a department of the University of Cambridge.